



Church and clandestine marriage in Early Modern London: a family reconstitution study



Gill Newton

Cambridge Group for the History of Population
and Social Structure

Ways of solemnizing marriage (until 1754)

- By banns
- By licence
- At a centre of irregular marriage

Marriage by licence: a marriage licence allegation

20th March 1728

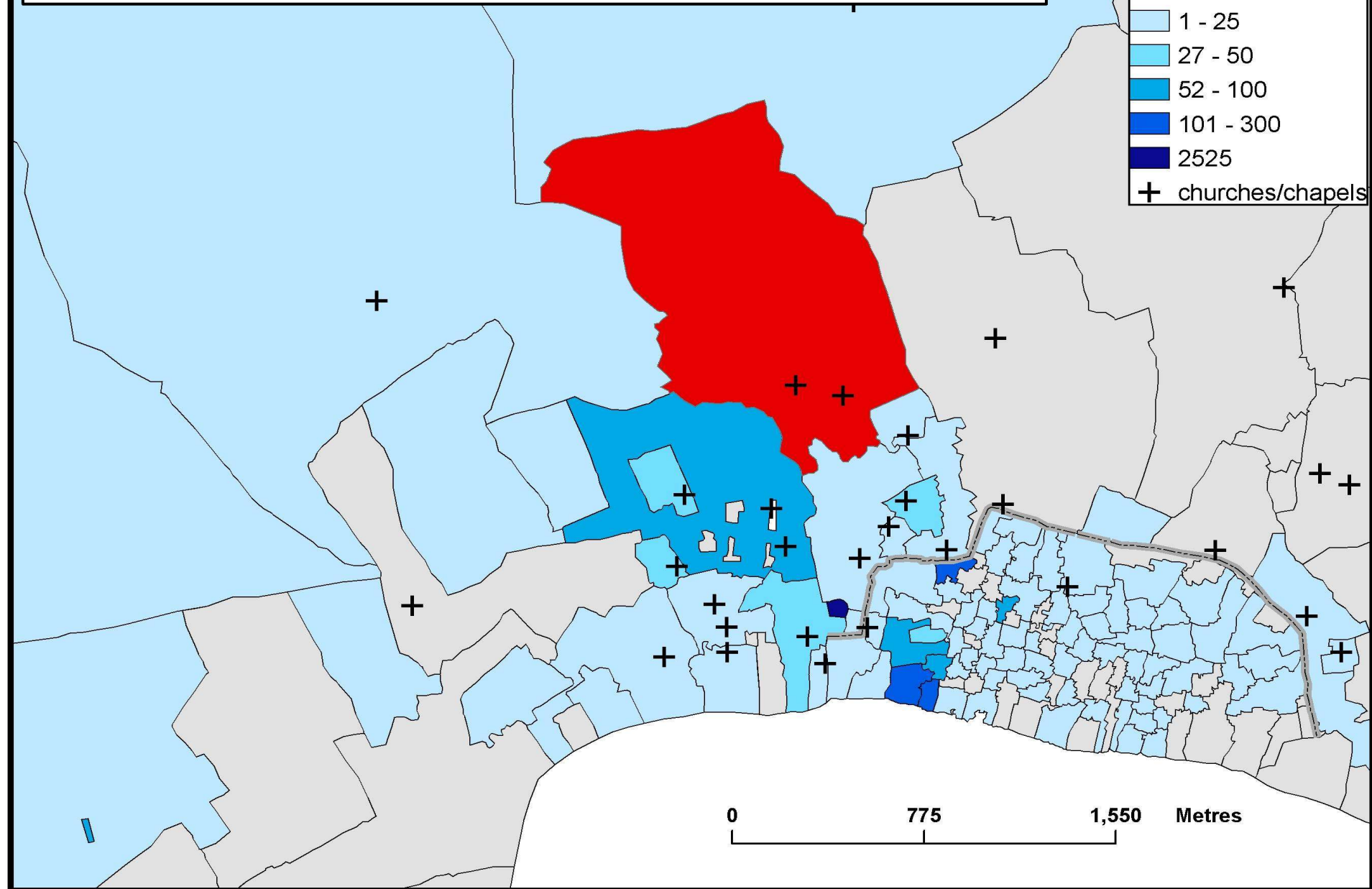

On which day appeared personally William — Hogarth of the parish of St. Pauls Covent Garden in the County of Middlesex aged above twenty five years and a Bachelor and alleged that he intended to marry with Jane Thornhill of the same parish and County aged above Twenty One years and a spinster

Marriage without banns or licence: Fleet marriage

certificate

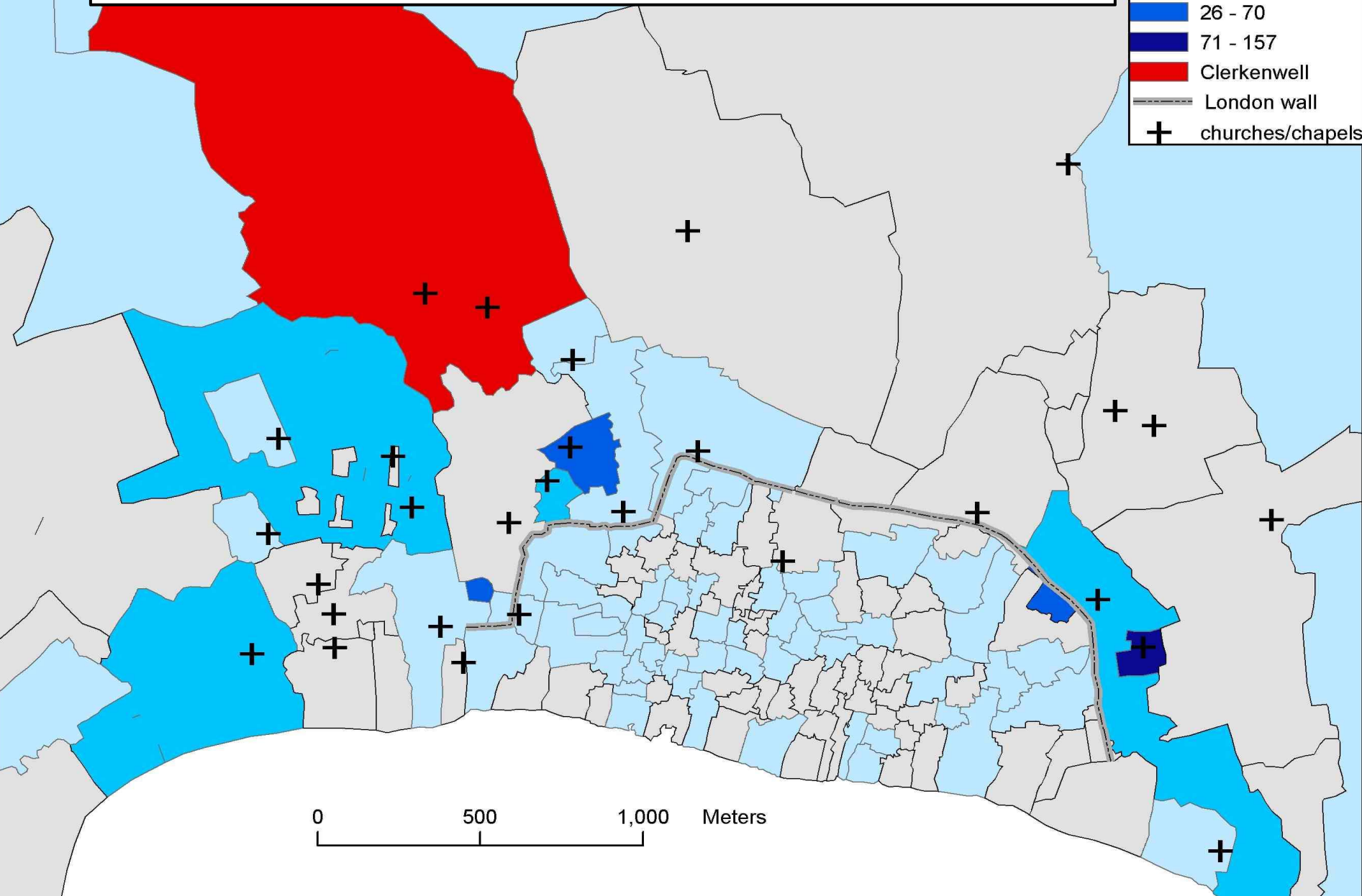
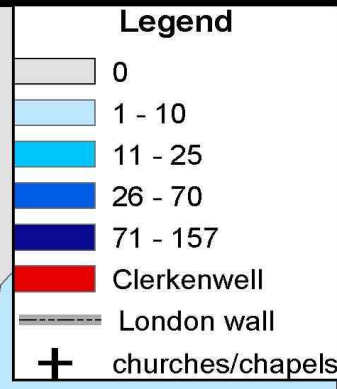


Clerkenwell inhabitants number of marriages in foreign parishes 1701-1750



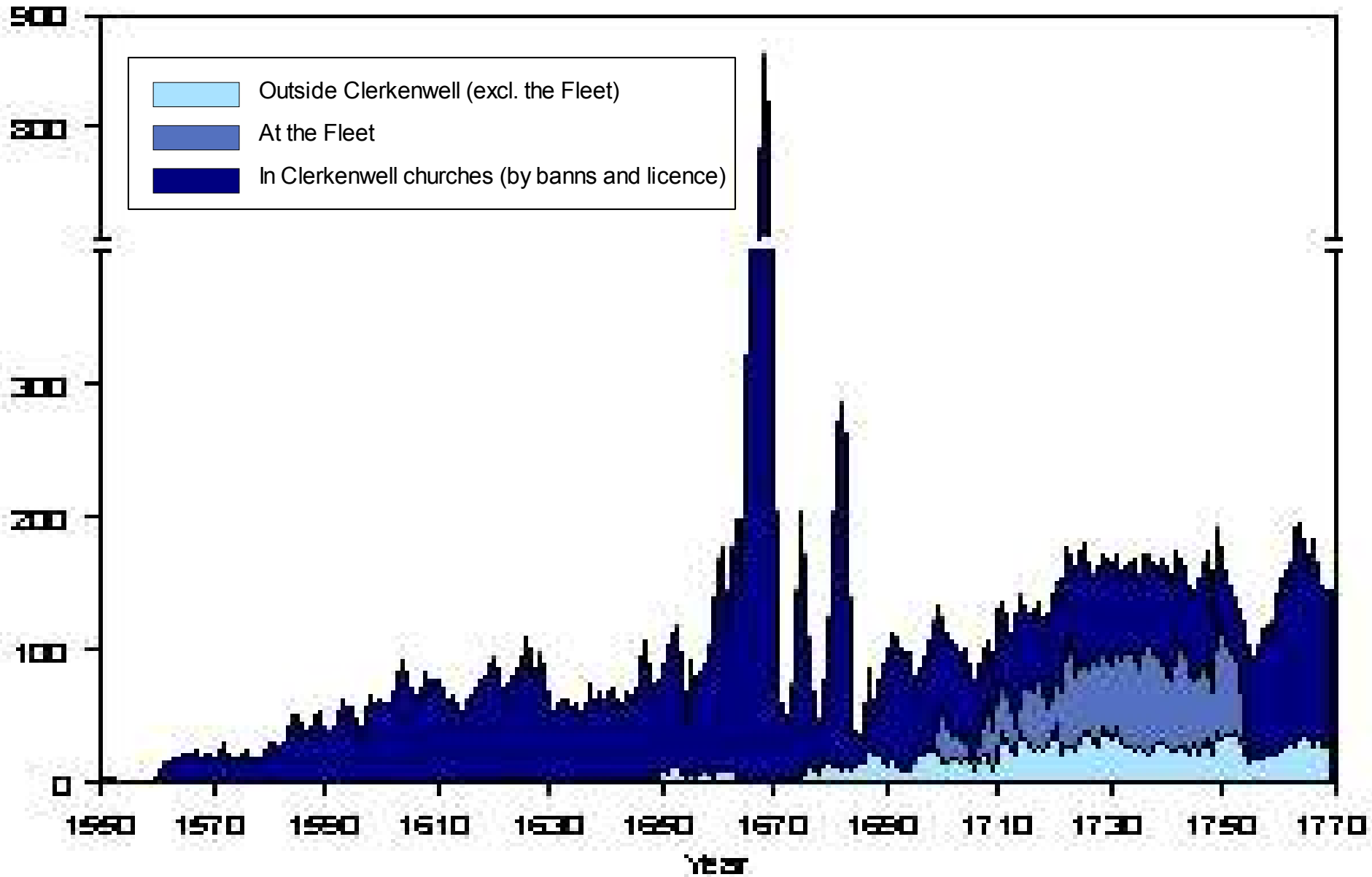


Clerkenwell inhabitants number of marriages in foreign parishes 1651-1700

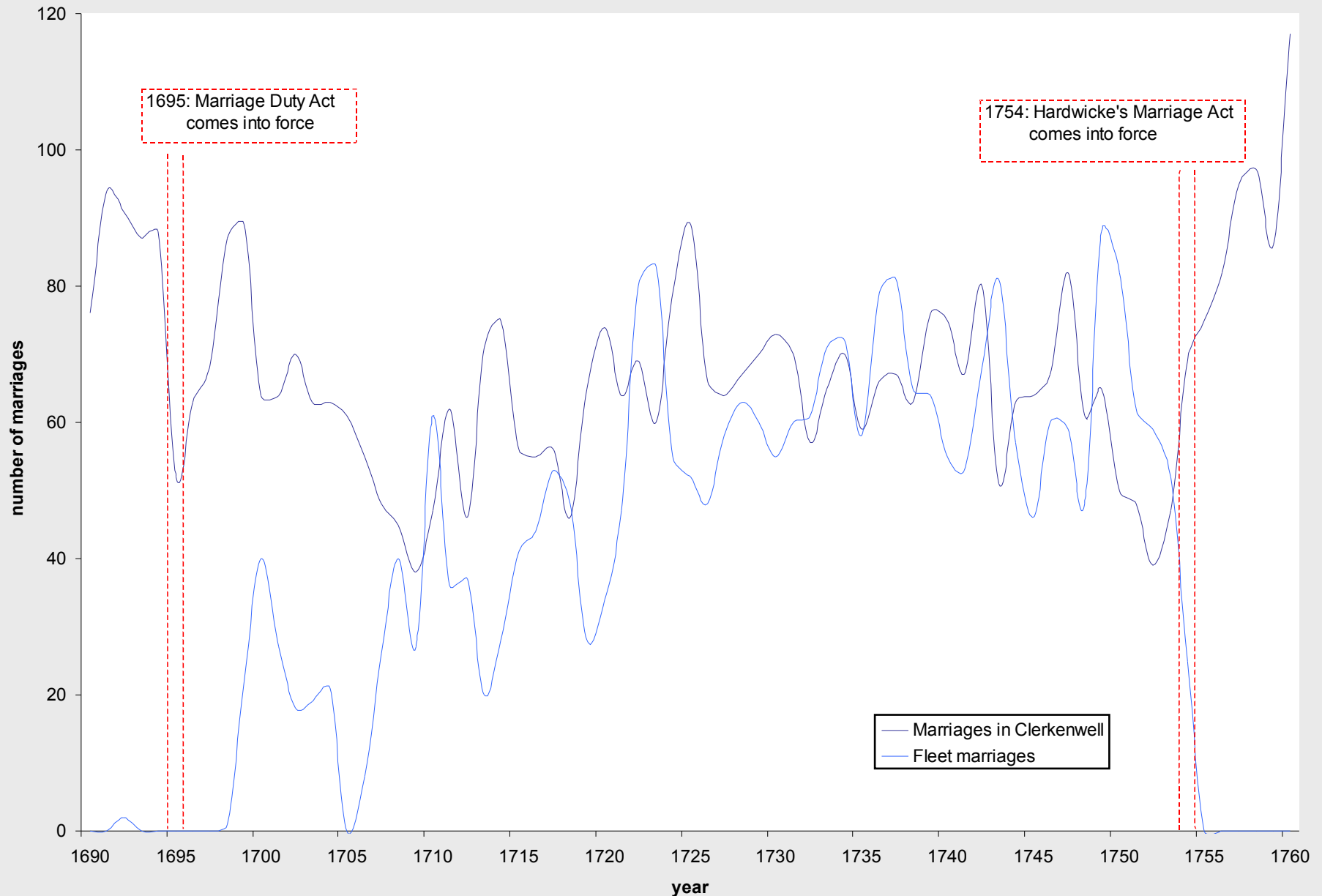


0 500 1,000 Meters

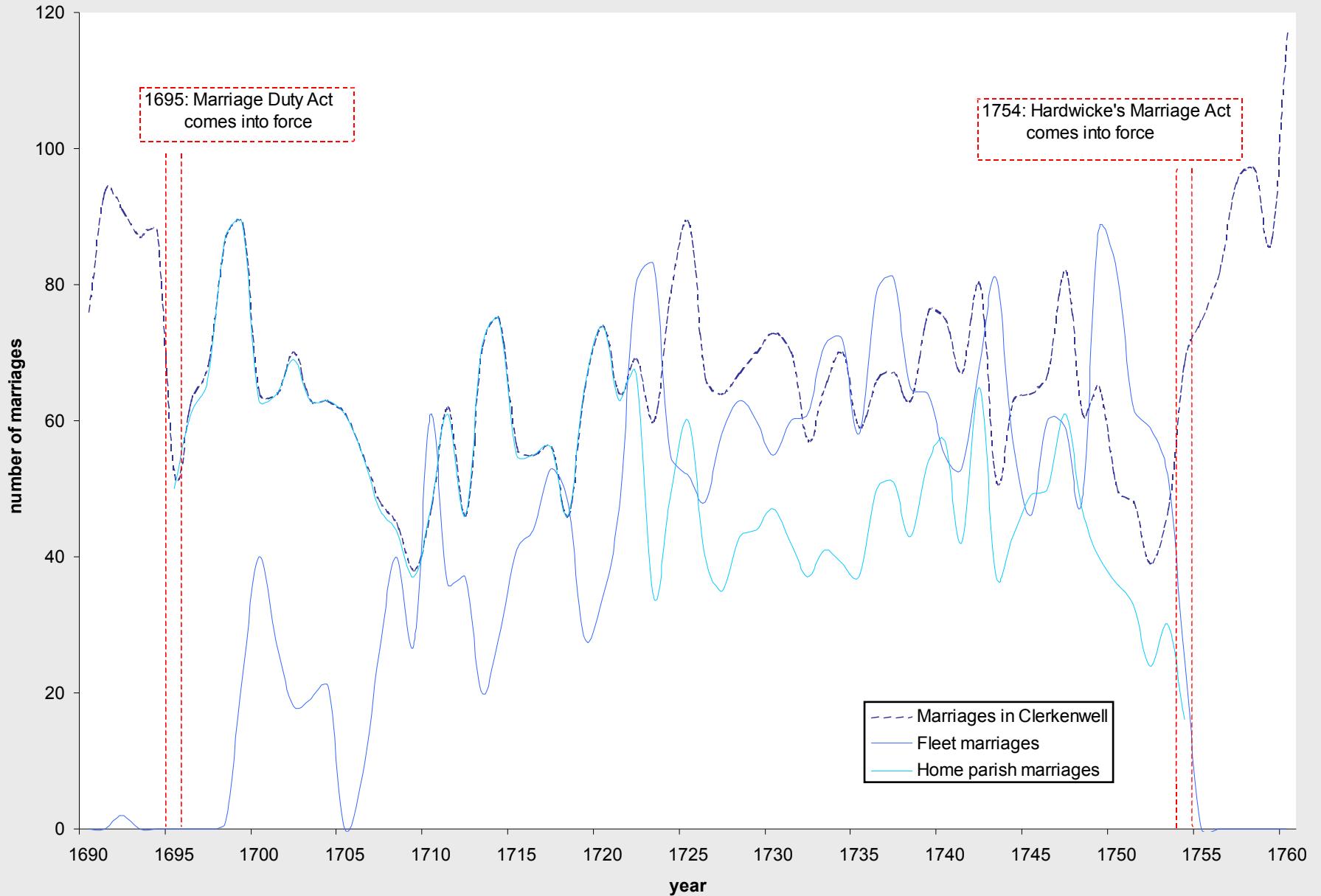
Marriage Location 1550-1770



Marriage Location 1690-1760



Marriage Location 1690-1760



Why marry outside the parish church?

- Religious nonconformity
- To save money
- For privacy and convenience

The Sailor's Fleet Wedding Entertainment (by 1747)



Irregularities in the St John, Clerkenwell marriage register

1726

Weddings

9

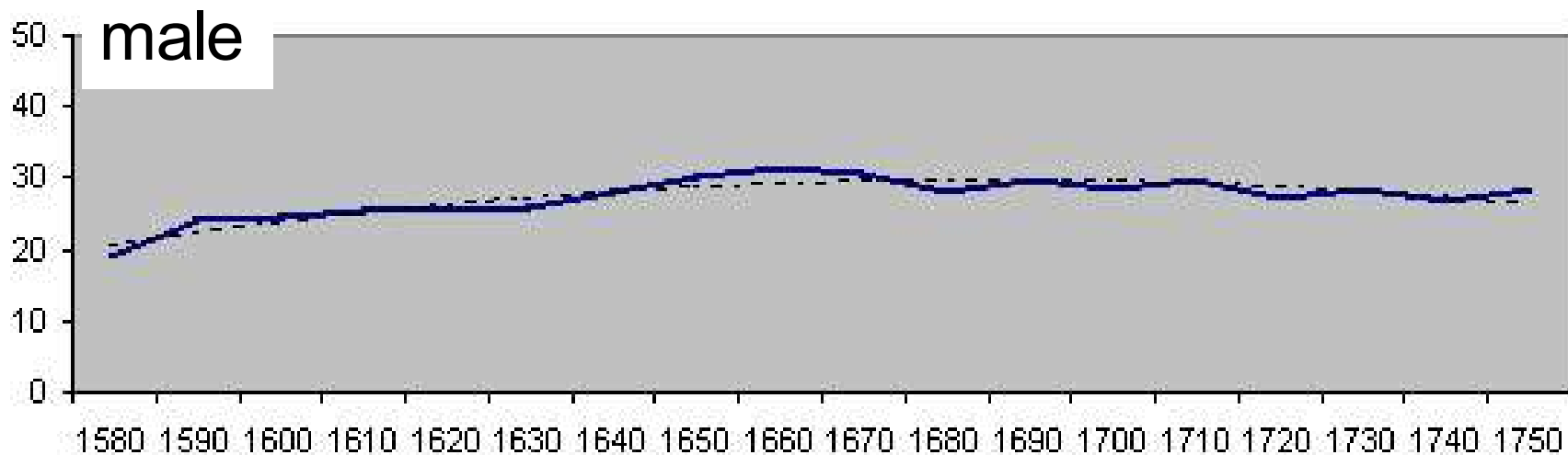
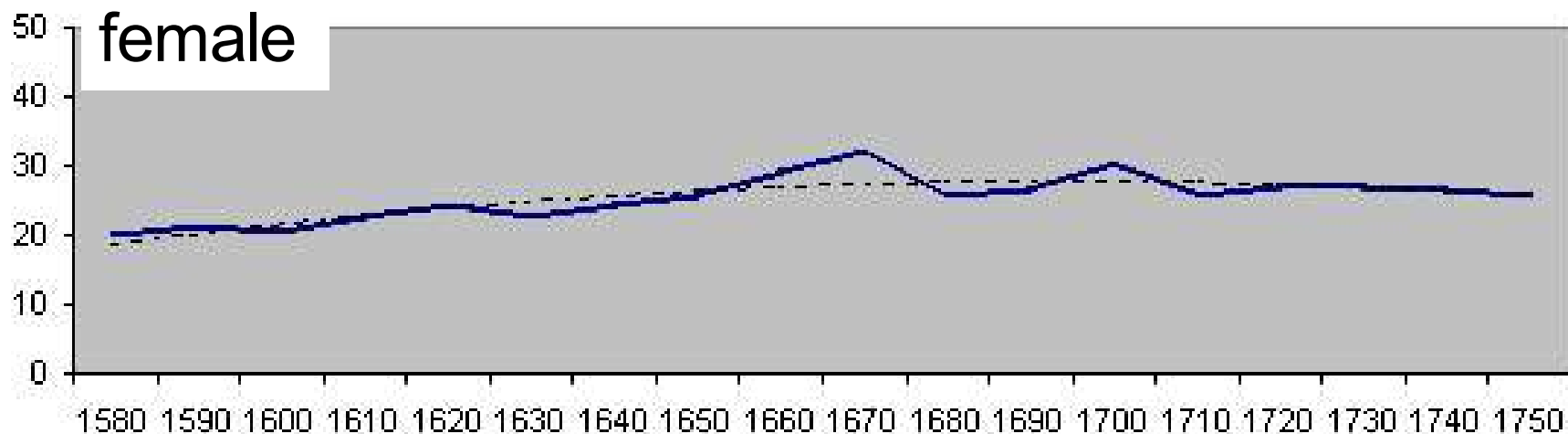
Christopher Dickenson } both of this Parish were married March y^e 31st
Mary & Haygurth } 1726 by Banns publisht March y^e 20th 1725
25th & 27th 1726 by Me

A. Batty Rector.

John Burrford } both of this Parish were married Apr^l y^e 23th 1726
Elizabeth Cutt } by Banns publisht Dec^r the 12th 19th 25th
1725 by Me

A. Batty Rector

Mean age at first marriage: Clerkenwell



Mean age at first marriage: City

Place	dates	mean age	
		men	women
Cheapside (5 parishes)	1580-1649	27.9	20.7
Cheapside (5 parishes)	1650-1721	27.8	23.6
<i>St Peter Cornhill & St Michael Cornhill</i>	<i>1580-1650</i>		<i>22.3</i>
<i>Bishop of London marriage allegations: London born</i>	<i>1598-1619</i>	<i>28.2</i>	<i>20.5</i>
<i>Bishop of London marriage allegations: migrant</i>	<i>1598-1619</i>	<i>28.4</i>	<i>24.2</i>

Age at first marriage: methodological considerations

Date range/match set	Female			Male		
	Mean	Std Dev	N	Mean	Std Dev	N
1561-1600						
<i>a</i>	21.1	3.57	19	23.2	3.72	9
<i>b</i>	21.7	4.38	9	21.6	4.20	12
<i>a U b</i>	21.3	3.78	28	22.3	3.98	21
1601-1650						
<i>a</i>	25.2	7.94	217	26.9	7.91	139
<i>b</i>	28.2	9.34	118	30.1	9.57	160
<i>a U b</i>	26.2	8.57	335	28.6	8.97	299
1651-1700						
<i>a</i>	28.9	9.98	405	30.9	10.17	351
<i>b</i>	31.7	9.71	386	32.1	9.72	579
<i>a U b</i>	30.3	9.95	791	31.6	9.91	930
1701-1750						
<i>a</i>	28.4	9.82	549	28.6	9.27	492
<i>b</i>	28.2	9.92	517	30.5	9.92	665
<i>a U b</i>	28.3	9.87	1066	29.7	9.69	1157

a sets contain all matches except random links and low confidence name matchscore links

b sets contain all random links and low confidence name matchscore links

Marriage age combinations: bachelor/spinster marriages 1701-1754

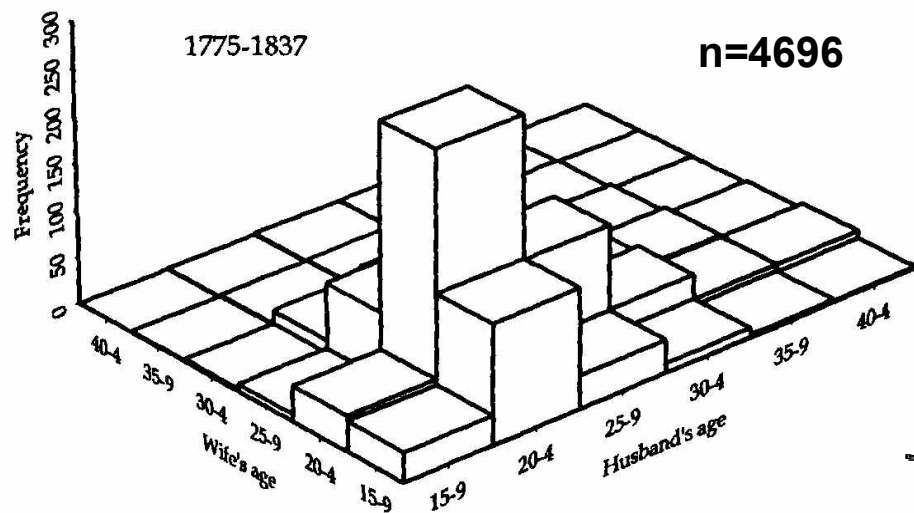
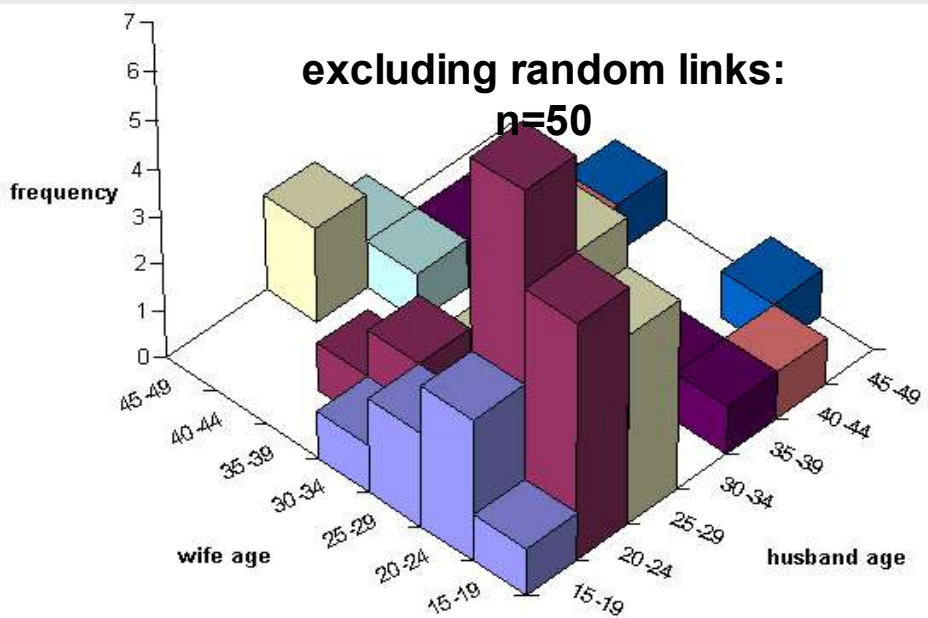
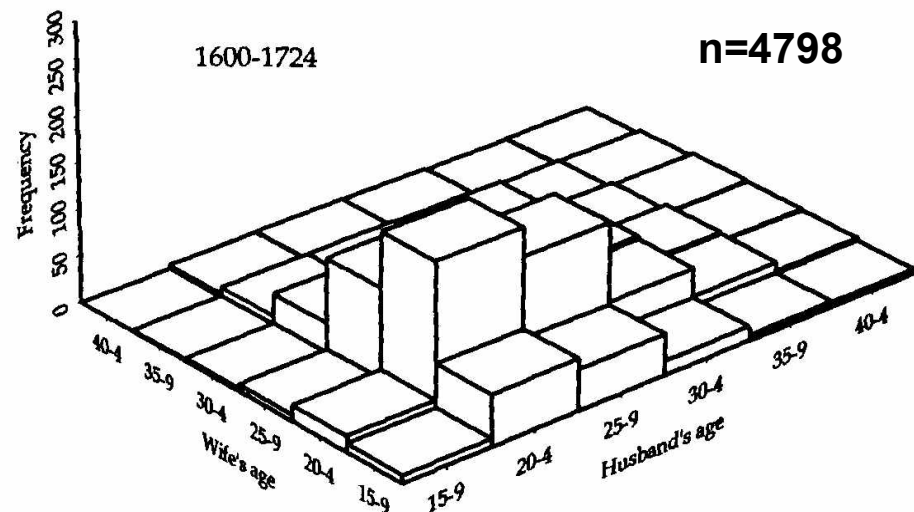
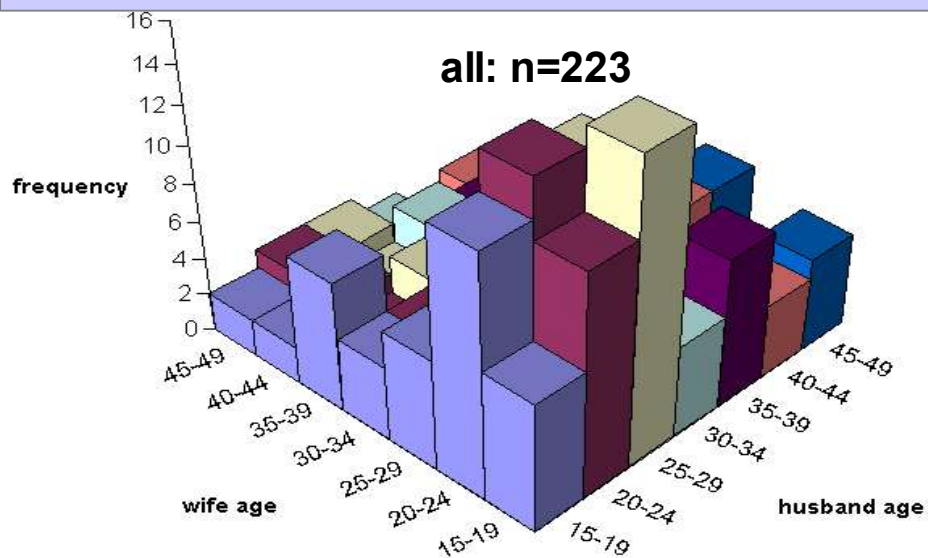
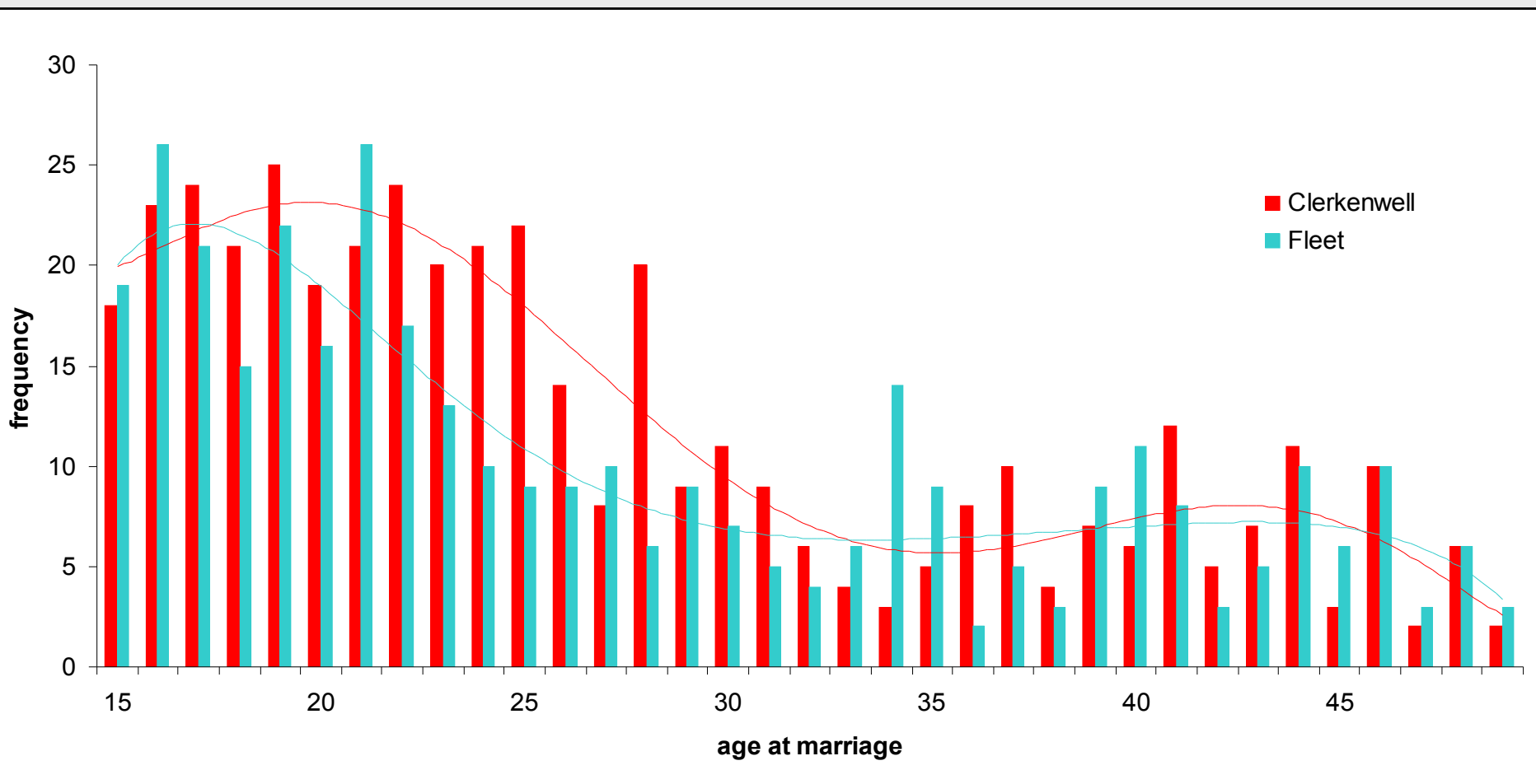


Figure 5.3 *Marriage age combinations: bachelor/spinster marriages*
Source: tab. 5.5.

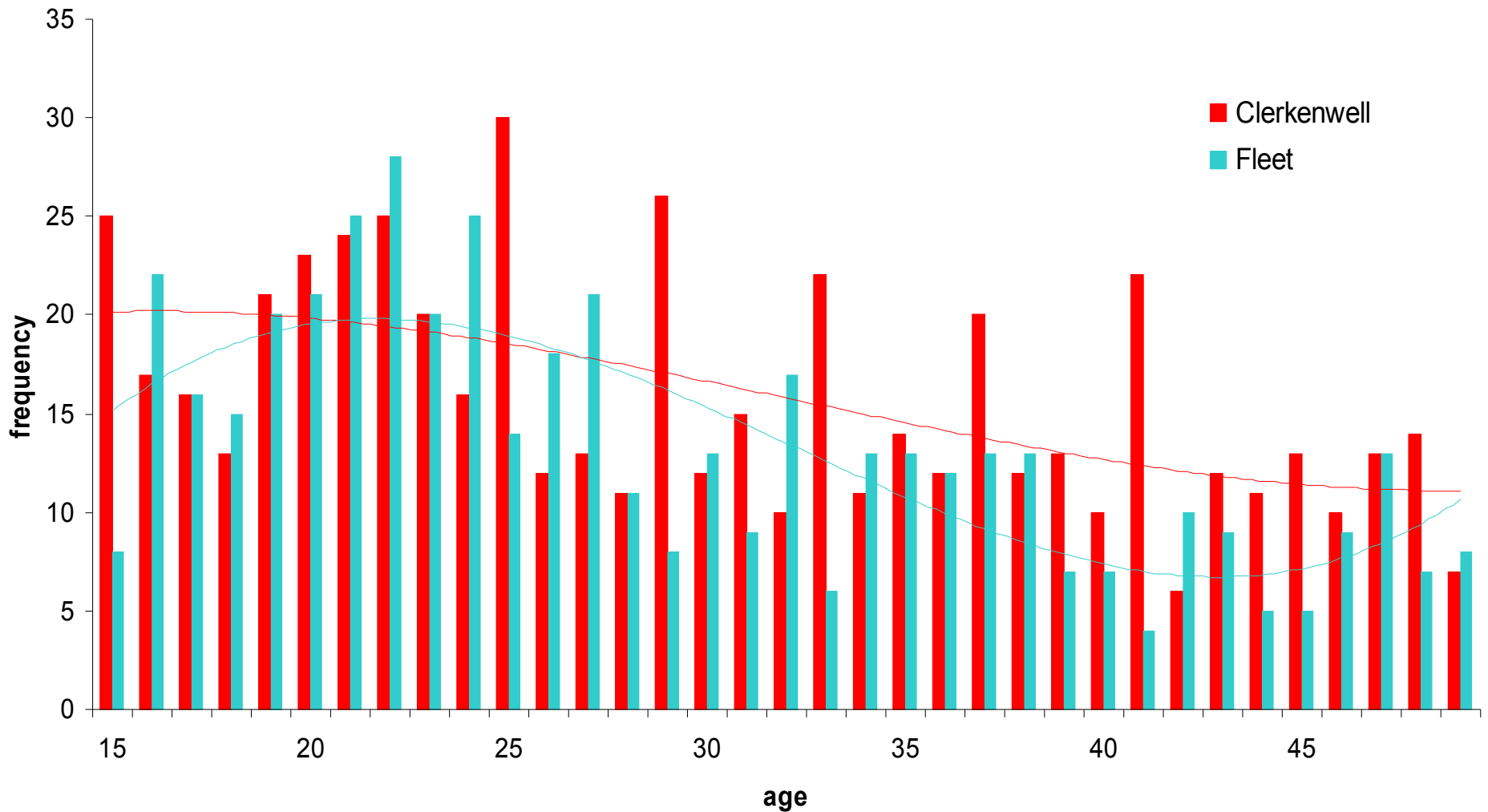
Age at first marriage by marriage location 1701-50

Female 1701-50	Clerkenwell	Fleet	Other	<i>National</i>
mean	28.9	27.8	27.5	25.5
median	26.26	24.1	24.3	
N	496	357	217	2730
Male 1701-50	Clerkenwell	Fleet	Other	<i>National</i>
mean	30.4	29.3	29	27.1
median	29.4	27.2	27	
N	513	459	251	2152

Female age at first marriage frequency distribution 1701-50

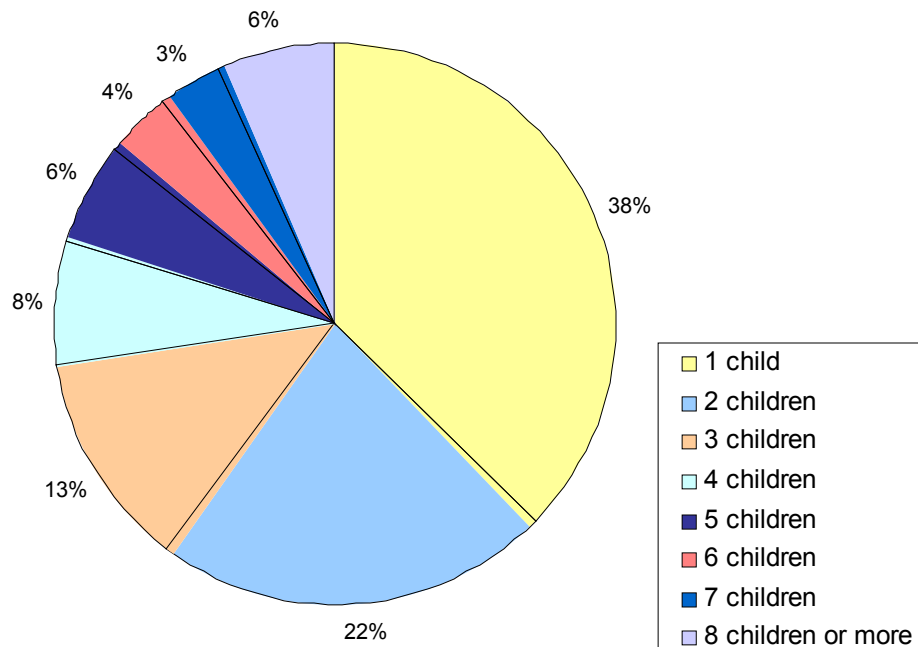


Male age at first marriage frequency distribution 1701-50



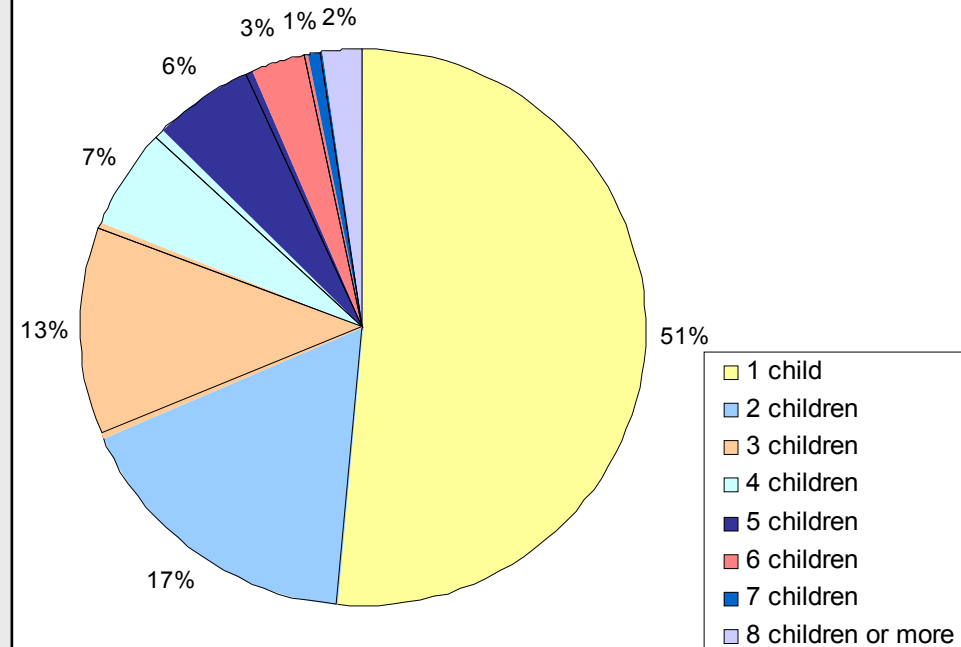
Number of children subsequently baptised in Clerkenwell by parents' marriage location

Married at Clerkenwell churches



Total number in observation: 679 families

Married at Fleet



Total number in observation: 581 families

Pre-nuptial pregnancy 1695-1754 by marriage location of parents

first pregnancy type	marriage-birth interval criteria (mar-bap used where no known birthdate)	married in Clerkenwell	married at Fleet
early pre-nuptial pregnancy	≥ 0 and < 180 days	19 (2.8%)	57 (9.8%)
late pre-nuptial pregnancy	≥ 180 and < 262 days	29 (4.3%)	34 (5.9%)
not pre-nuptial pregnancy	≥ 262 days	632 (92.9%)	491 (84.3%)
Total pre-nuptial pregnancies	≥ 0 and < 262 days	48 (7.1%)	91 (15.7%)

Preuptial pregnancy 1695-1754 by marriage location of parents

first pregnancy type	marriage-birth interval criteria (mar-bap used where no known birthdate)	married in Clerkenwell	married at Fleet
early prenuptial pregnancy	>=0 and <180 days	19 (2.8%)	57 (9.8%)
late prenuptial pregnancy	>=180 and <262 days	29 (4.3%)	34 (5.9%)
not prenuptial pregnancy	>= 262 days	632 (92.9%)	491 (84.3%)
Total prenuptial pregnancies	>=0 and <262 days	48 (7.1%)	91 (15.7%)

<i>first pregnancy type</i>	<i>Banbury 1700-49*</i>	<i>Gainsborough 1700-49*</i>	<i>England 1700-49**</i>
<i>early prenuptial pregnancy</i>	41 (9.6%)	57 (9.1%)	
<i>late prenuptial pregnancy</i>	32 (7.5%)	36 (5.8%)	
<i>not prenuptial pregnancy</i>	355 (82.9%)	527 (85.1%)	4404.5 (78%)
<i>Total prenuptial pregnancies</i>	73 (17.1%)	93 (15%)	1241.5 (22%)

* derived from Peter Kitson's figures for the Banbury and Gainsborough Cambridge Group family reconstitutions. The criteria for late prenuptial pregnancy are slightly different.

** Cambridge Group Reconstitutions, Wrigley and Schofield p421. The criteria for prenuptial pregnancy are slightly different (< 9 months).

Occupations of Clerkenwell inhabitants 1695-1754

marrying at the Fleet

occupation type	main occupational descriptors	no. Clerkenwell inhabitants	no. of Clerkenwell- born	% Clerkenwell inhabitants	% Clerkenwell- born
manufacture	blacksmith, clothdresser, glassgrinder	421	37	22	18
food and drink	butcher, baker, brewer	370	44	19	21
agriculture/itinerant/labourer	labourer, drover, husbandman	238	20	12	10
dress	cordwainer, tailor, peruke-maker	201	25	10	12
building	bricklayer, carpenter, mason	141	16	7	8
transport	coachman, porter, heaver	108	8	6	4
household goods	cabinetmaker, upholsterer, chandler	97	10	5	5
luxury goods	watchmaker, goldsmith	97	8	5	4
sea	sailor, mariner	84	8	4	4
gentleman	Mr, Gent, Esq	65	16	3	8
soldier	soldier	44	6	2	3
letters	scrivener, clerk, printer	14	0	1	0
medicine (excluding doctors)	apothecary, surgeon	13	0	1	0
merchant	merchant	16	0	1	0
professional	lawyer, doctor	12	3	1	1
household services	servant, chimney sweep	26	2	1	1
entertainment	musician	9	3	<1	1
TOTAL		1956	206	100	100

Occupations of Clerkenwell inhabitants 1695-1754 compared to sample of all marrying at the Fleet

	Clerkenwell 1695-1754 %	Fleet 1700-1750 %
craftsmen	49.4	38.2
tradesmen	20.4	10.0
agriculture, fishermen, labourers and itinerants	12.2	16.2
coachmen/watermen	5.5	5.6
sailors	4.3	13.6
gentlemen	3.3	3.2
soldiers	2.2	6.1
professional and clerical	1.3	1.3
servants	1.3	4.5
pensioner/other	0.0	1.7

Fleet figures: R L Brown

Clerkenwell based on 1956 marriages

Fleet sample based on 12076 marriages